




TRU-LOC™

WINDOW & DOOR INSTALLATION ANCHORS
RESISTING THE FORCES OF NATURE.™



Many Cladding Options Available!
Colors, Trims, Aluminum & Vinyl Nail Fins,
& Aluminum Clad Transoms





Why should you open the door to Champion?


- Custom paint colors
- Optional internal blinds
- Many window options
- Optional internal grids
- Smooth or woodgrain texture
- Standard height: 80 6/8"
- Custom widths & heights

BUILT TO LAST



Choosing a door for a home's entry is an important decision. Not only does it have to be able to withstand the many changes in weather and deter unwanted visitors, but it must also enhance the house's curb appeal and be a welcoming first impression to guests. **Champion's fiberglass doors and solid composite jambs are built to last. They will not rot.**

A minimum amount of maintenance is required... simply wipe or spray with soapy water. Champion has worked hard to earn the respect and confidence of our current loyal customers. Now we're ready to do what it takes to win yours!



All products come
with a 10 Year
Nontransferable Warranty*

**Unless Otherwise Specified*

Color Options




Black Cedar



Iron Ore



Kendall Charcoal




Sterling Silver



Hearthstone




Falcon Brown




Burnished Slate



Clay



Richmond Oak



Titanium

- *Custom colors are available.*
- *Doors and solid composite jambs are built to last and will not rot or warp.*

Lite Cutout Sizes



Item: 10x10
Rough Cutout: 12"x12"
Exposed Glass: 10"x10"



Item: ¼ Lite 4x25
Rough Cutout: 6"x28"
Exposed Glass: 4"x25"



Item: ¼ Lite 7x22
Rough Cutout: 7"x22"
Exposed Glass: 5"x20"



Item: Half Lite
Rough Cutout: 24"x30"
Exposed Glass: 22"x28"



Item: Full Lite
Rough Cutout: 24"x60"
Exposed Glass: 22"x58"



Bristol Blue w/ sun

3/4 DECORATIVE OVAL



White

3/4 OVAL



White

3/4 PRAIRIE GLASS



Iron Ore

1/2 GLASS



Titanium

1/2 GLASS



Black

4 WINDOW



Black

3/4 SIX LITE



Half Moon



4 Lite



Craftsman 3 Lite



Full Glass 15 Lite



Full Glass w/Blinds



11 Lite

Window Configurations/Door Styles



¾ Four Lite



½ Prairie Glass



9 Lite



Craftsman 6 Lite



Craftsman Clear Glass



½ Glass w/Blinds

***Secure your
building with
top quality
Champion doors***

- Many optional colors available
- Widths 30", 32", 36", 42", and 48"
- Fiberglass doors available in wood grain or smooth finishes
- Composite jambs to prevent rot available with both fiberglass and steel doors
- 24-gauge light commercial doors with 16-gauge steel frames

Endless Interior Door options also available!





 **Champion**

Door Products

sales@championdoortn.com

931-316-8951